

Avis Clouds

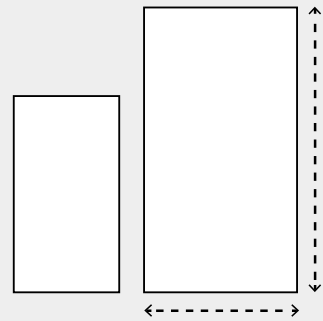





Is it a bird? A plane? Take your pick but we call it Avis Cloud. Suspend a flock or a flight of these clouds in an atrium or in an airport terminal to lower noise levels and let your imagination soar distraction-free.

How to Specify

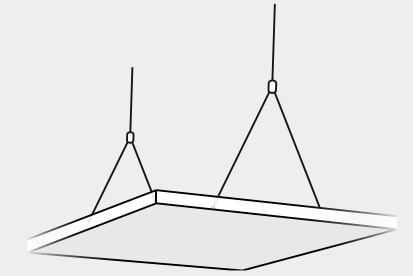
Step by step instructions on how to specify Avis Clouds.

**01**

Choose cloud size.
(pg 03)

**02**

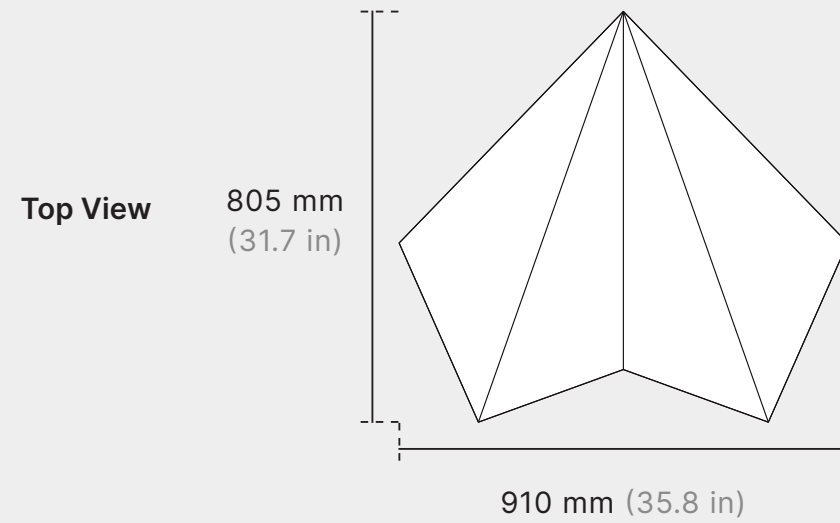
Choose colour.
(pg 04)

**03**

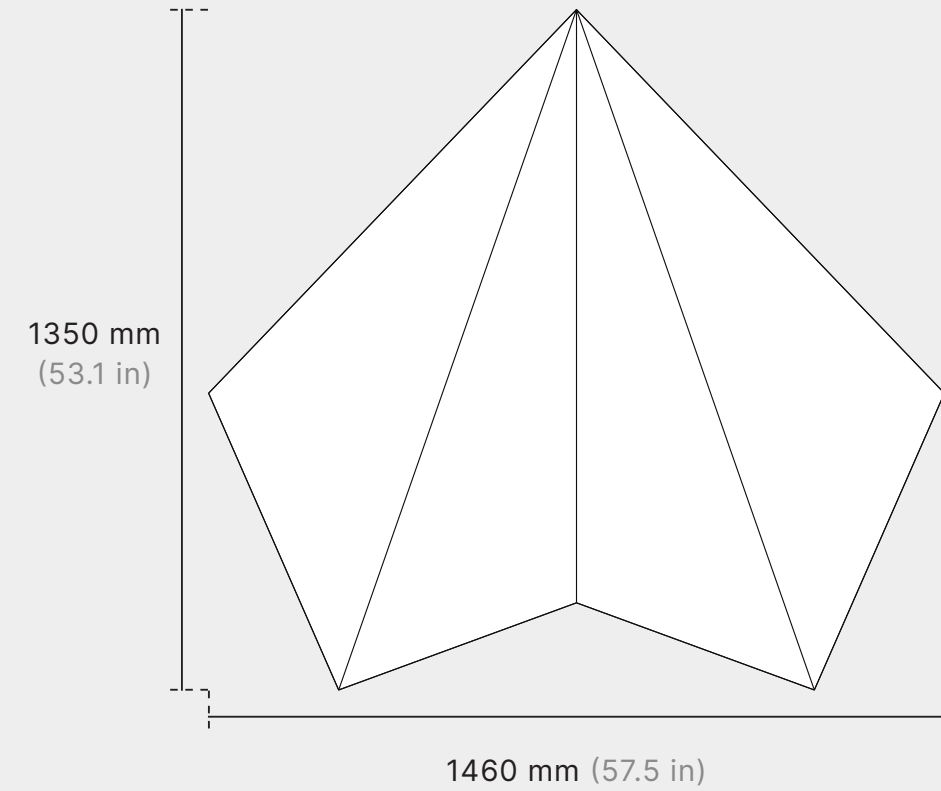
Choose installation method.
(pg 05)

Dimensions

Small



Large



Standard Dimensions (mm)

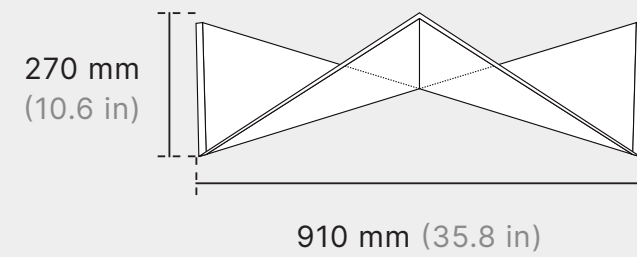
805 W x 910 L x 270 H

1350 W x 1460 L x 465 H

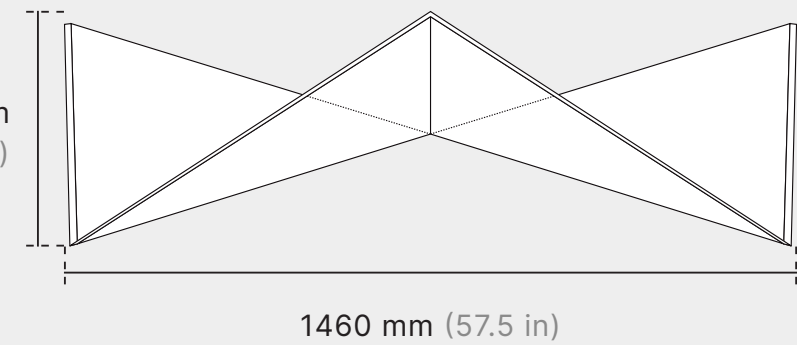
Customization

Width, Length, and Height can be customized to fit your space.

Front View



465 mm (18.3 in)



Standard Colours


Choose from any one of our standard colours.




Pure White
SP 07




Urban Grey
SP 79




Pumice
SP 11




Warm Grey
SP 76




Cool Grey
SP 36



Mid Grey
SP 37



Graphite
SP 03



Black
SP 13




Ivory
SP 77




Beige
SP 04




Sandstone
SP 12



Taupe Grey*
SP 90




Castlerock*
SP 80




Krypton
SP 30




Purple
SP 50




Plum
SP 72




Blush Pink
SP 81




Red
SP 08




Orange
SP 46




Yam
SP 28




Mustard*
SP 87




Sunflower
SP 05




Chartreuse
SP 43




Aquamarine
SP 73




Pale Teal
SP 74




Lagoon*
SP 84




Dark Turquoise
SP 71




Azure*
SP 85



Sky Blue
SP 25




Navy
SP 01



Deep Sea Blue*
SP 83




Midnight Blue
SP 19




Olive*
SP 88




Moss*
SP 89



Desert Sage
SP 78



Peacock*
SP 82



Ocean Green*
SP 86



Forest Green
SP 17

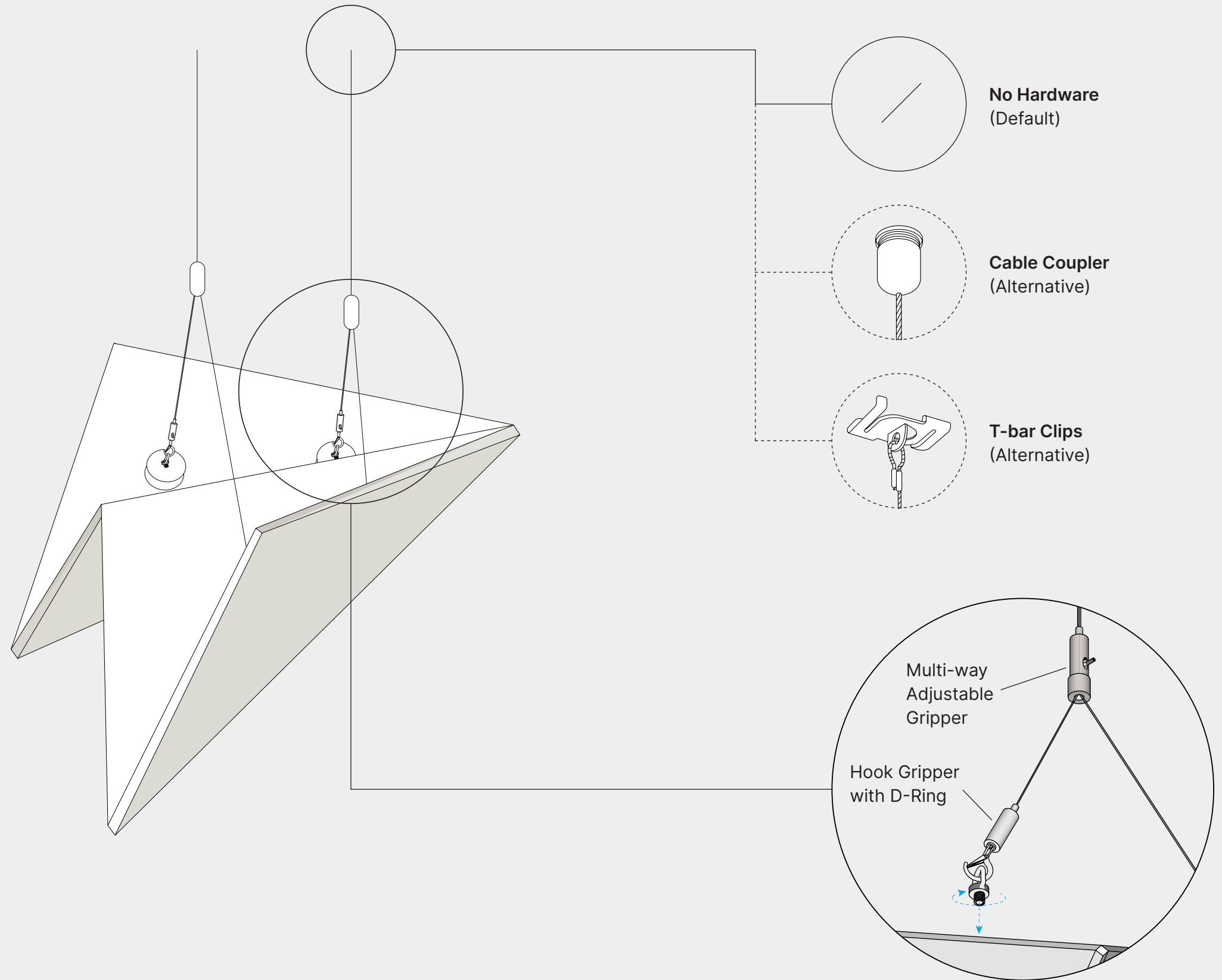
Don't see something you love? Ask us about creating your own custom colour.

All colours available in 9, 12, 18, and 24 mm unless noted otherwise.

* 12 mm / 24 mm only

Installation

Cloud Suspension Kit



Product Specifications

Avis Clouds

Composition

100% polyester fibre

VOC Emissions

CDPH (CA 01350)

Antimicrobial Testing

Mould & mildew resistant

Fire Rating

- ASTM E84 Class A
- CAN/ULC-S102.2-10

Declare.

Sustainability

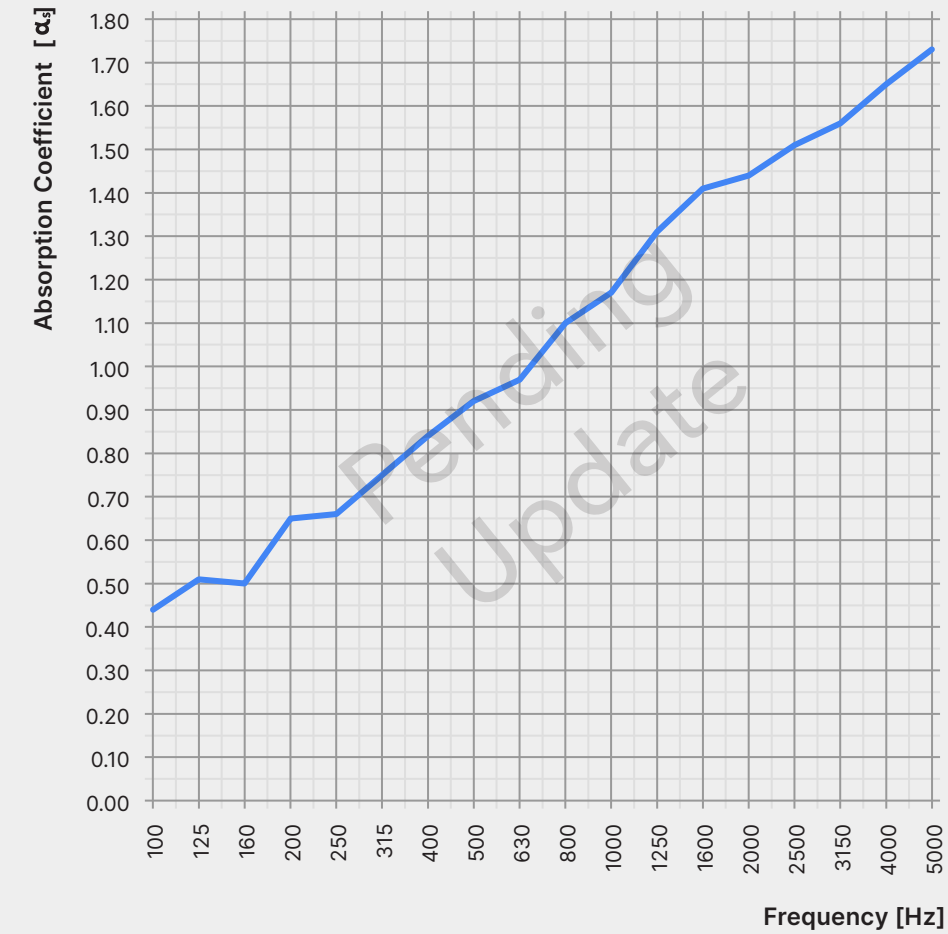
- 100% recyclable
- LBC Red List free
- Contributes to LEED certification
- Free of toxic substances and of off-gassing
- Made with ~60% recycled content from plastic water bottles

Colour & Texture Variations

The felting and dyeing process that forms the material contributes to its unique texture but also to variations in texture and colour from panel to panel. Products will be provided within an acceptable range of variation.

Sound Absorption Graph

The following values reflect the acoustic properties of the product as tested in accordance with ASTM C423-09a.



200	250	315	400	500	630	800	1000	1250	1600	2000	2500	NRC	SAA
0.65	0.66	0.75	0.84	0.92	0.97	1.10	1.17	1.31	1.41	1.44	1.51	1.05	1.06

Product Care

Handling & Storage

Handle products with care so as to avoid folding the polyester felt, chipping its edges, or indenting its faces. Store products in their original containers in a well-ventilated area until the intended application environment is ready for installation. Allow products to acclimatize to environmental conditions. Lay them flat on their faces; do not stand them on their edges. Protect from moisture, heat, direct sunlight, and the elements.

Warranty

AKUSTUS warrants the construction and finish of all our products to be free from defects in material and workmanship for a period of 1 year from the date of purchase.

Maintenance

Lightly brush or gently vacuum to remove dust from polyester felt. Clean with warm water and mild, non-toxic soap to remove spills. Test solution on an inconspicuous spot before applying to more visible areas. Blot with a dry cloth after applying the solution to avoid saturating the material. Avoid applying too much pressure when cleaning the products.

