


Shukaku Clouds

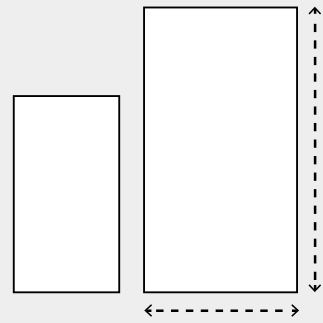




Shukaku is the Japanese word for “harvest” and the traditional practices of harvest are what inspired Nanako Sube when she designed Shukaku Cloud. In rural Japan, rice stalks are gathered into bundles and then hung on racks to dry before being threshed to separate the grain from the stalks. Sube took the shape of these bundles, mirrored and repeated them to create the grid-like structure of the cloud. Suspend Shukaku in a hotel foyer or station concourse to bring a piece of pastoral calm to the space.


How to Specify

Step by step instructions
on how to specify
Shukaku Clouds.



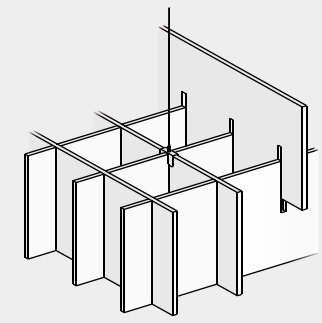
01

Choose cloud size.
(pg 03)



02

Choose colour.
(pg 04)



03

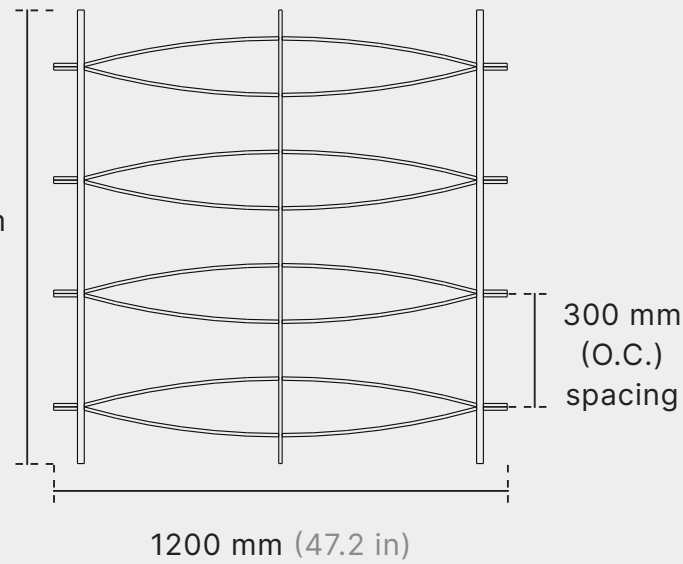
**Choose installation
method.**
(pg 05)

Dimensions

Square

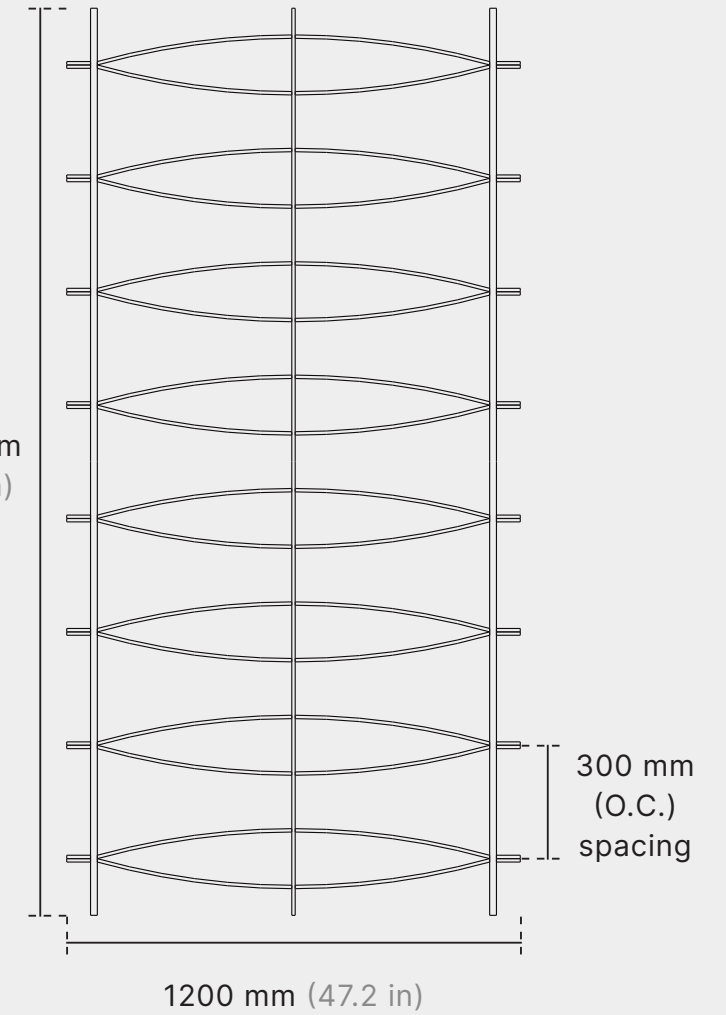
Top View

1200 mm
(47.2 in)



Rectangle

2400 mm
(94.5 in)

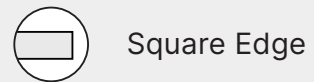


Standard Dimensions (mm)

1200 W x 1200 L x 200 H

1200 W x 2400 L x 200 H

Edge Detail




Customization


Width, Length, and Height can be customized to fit your space.

Side View

200 mm
(7.9 in)



200 mm
(7.9 in)



Standard Colours

Choose from any one of our standard colours.



Pure White
SP 07



Urban Grey
SP 79




Pumice
SP 11




Warm Grey
SP 76



Cool Grey
SP 36



Mid Grey
SP 37



Graphite
SP 03



Black
SP 13



Ivory
SP 77



Beige
SP 04




Sandstone
SP 12



Taupe Grey*
SP 90



Castlerock*
SP 80




Blush Pink
SP 81




Plum
SP 72




Red
SP 08




Orange
SP 46



Yam
SP 28




Sunflower
SP 05



Chartreuse
SP 43



Desert Sage
SP 78



Peacock*
SP 82



Mustard*
SP 87



Olive*
SP 88



Moss*
SP 89



Lagoon*
SP 84



Azure*
SP 85



Forest Green
SP 17



Ocean Green*
SP 86




Deep Sea Blue*
SP 83




Krypton
SP 30




Pale Teal
SP 74




Aquamarine
SP 73



Dark Turquoise
SP 71



Sky Blue
SP 25



Navy
SP 01



Midnight Blue
SP 19



Purple
SP 50

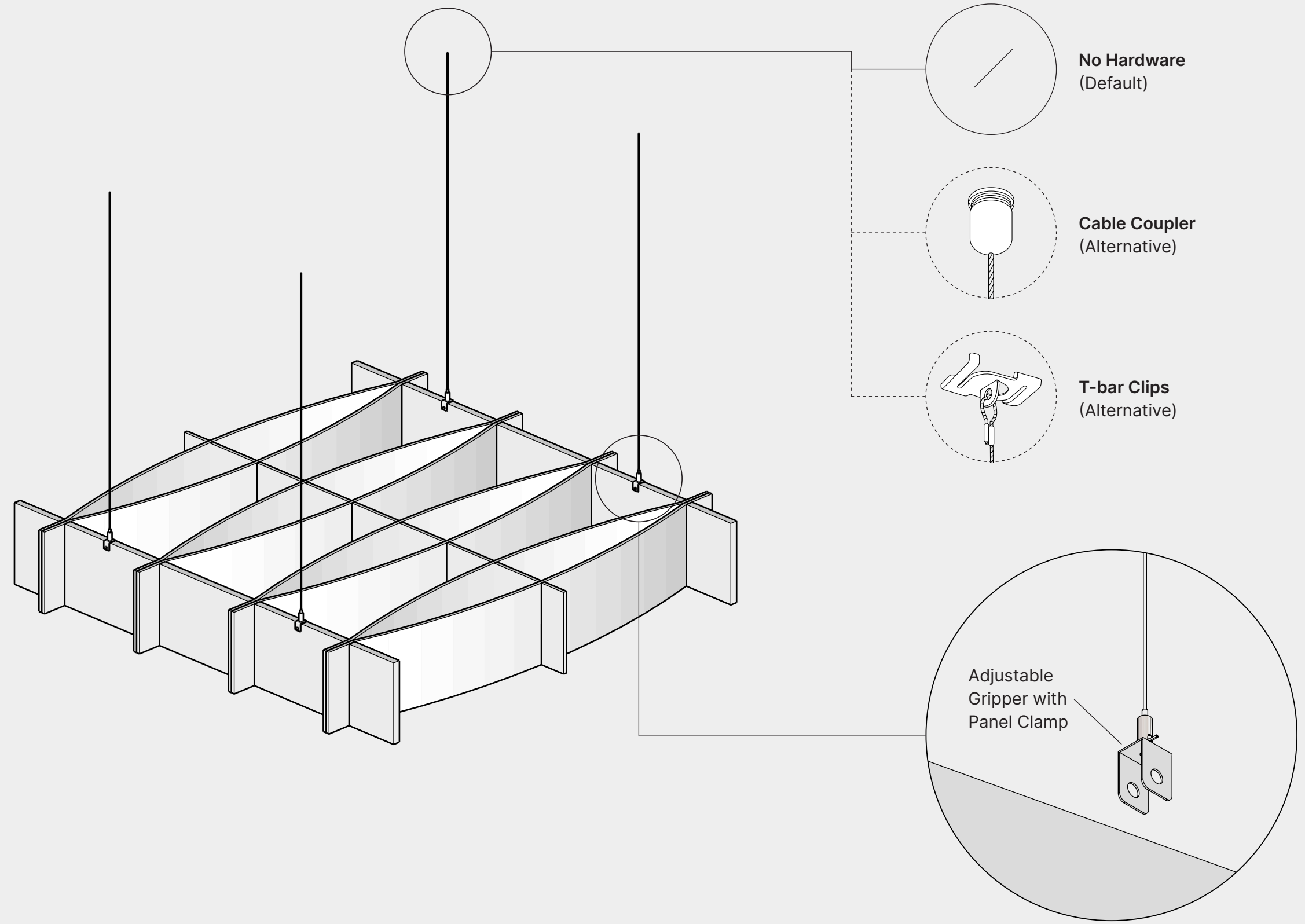
Don't see something you love? Ask us about creating your own custom colour.

All colours available in 9, 12, 18, and 24 mm unless noted otherwise.

* 12 mm / 24 mm only

Installation

Cloud Suspension Kit



Product Specifications

Shukaku Clouds

Composition

100% polyester fibre

VOC Emissions

CDPH (CA 01350)

Antimicrobial Testing

Mould & mildew resistant

Fire Rating

- ASTM E84 Class A
- CAN/ULC-S102.2-10

Declare.



Sustainability

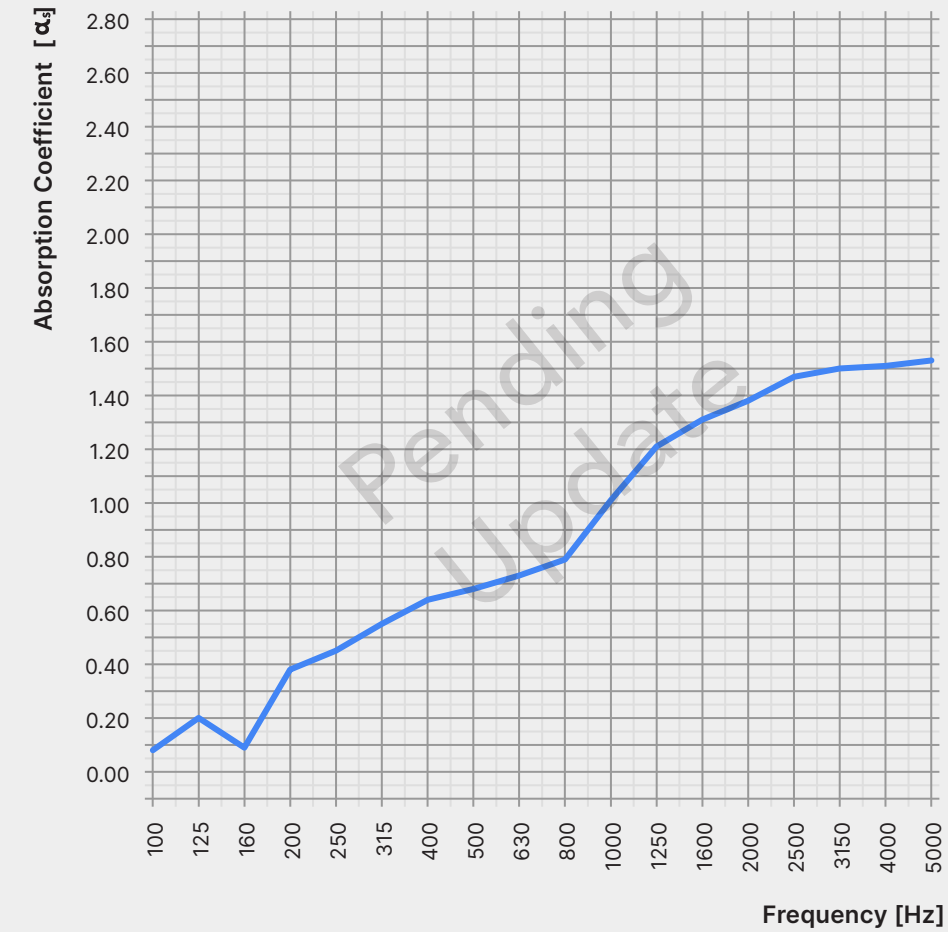
- 100% recyclable
- LBC Red List free
- Contributes to LEED certification
- Free of toxic substances and of off-gassing
- Made with ~60% recycled content from plastic water bottles

Colour & Texture Variations

The felting and dyeing process that forms the material contributes to its unique texture but also to variations in texture and colour from panel to panel. Products will be provided within an acceptable range of variation.

Sound Absorption Graph

The following values reflect the acoustic properties of the product as tested in accordance with ASTM C423-09a.



200	250	315	400	500	630	800	1000	1250	1600	2000	2500	NRC	SAA
0.38	0.45	0.55	0.64	0.68	0.73	0.79	1.01	1.21	1.31	1.38	1.47	0.90	0.88

Product Care

Handling & Storage

Handle products with care so as to avoid folding the polyester felt, chipping its edges, or indenting its faces. Store products in their original containers in a well-ventilated area until the intended application environment is ready for installation. Allow products to acclimatize to environmental conditions. Lay them flat on their faces; do not stand them on their edges. Protect from moisture, heat, direct sunlight, and the elements.

Warranty

AKUSTUS warrants the construction and finish of all our products to be free from defects in material and workmanship for a period of 1 year from the date of purchase.

Maintenance

Lightly brush or gently vacuum to remove dust from polyester felt. Clean with warm water and mild, non-toxic soap to remove spills. Test solution on an inconspicuous spot before applying to more visible areas. Blot with a dry cloth after applying the solution to avoid saturating the material. Avoid applying too much pressure when cleaning the products.

SHUKAKU

CLOUDS

AKUSTUS.COM

