

# Diamond Screens







The Diamond Screen's  
resemblance to a curtain of  
crystals lends a graceful elegance  
and serenity to a room. Suspend  
these screens as permeable  
dividers in an open office or in a  
hotel lobby and add a touch of  
refinement to the room.

# How to Specify

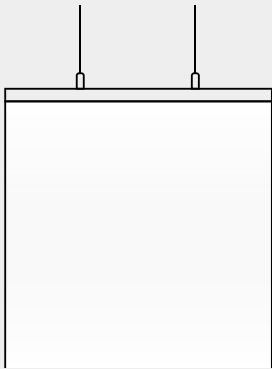
Step by step instructions  
on how to specify  
Diamond Screens.



**01**  
**Choose thickness.**  
(pg 03)



**02**  
**Choose colour.**  
(pg 04)



**03**  
**Choose installation method.**  
(pg 05-06)

# Dimensions

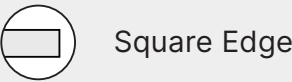
Standard Dimensions (mm)

1220 W x 2745 H

Standard Thicknesses (mm)

12, 18, 24


Edge Detail



Customization

Width and Height can be customized to fit your space.

Standard Design (11% cut out)





# Standard Colours

Choose from any one of our standard colours.

Don't see something you love? Ask us about creating your own custom colour.

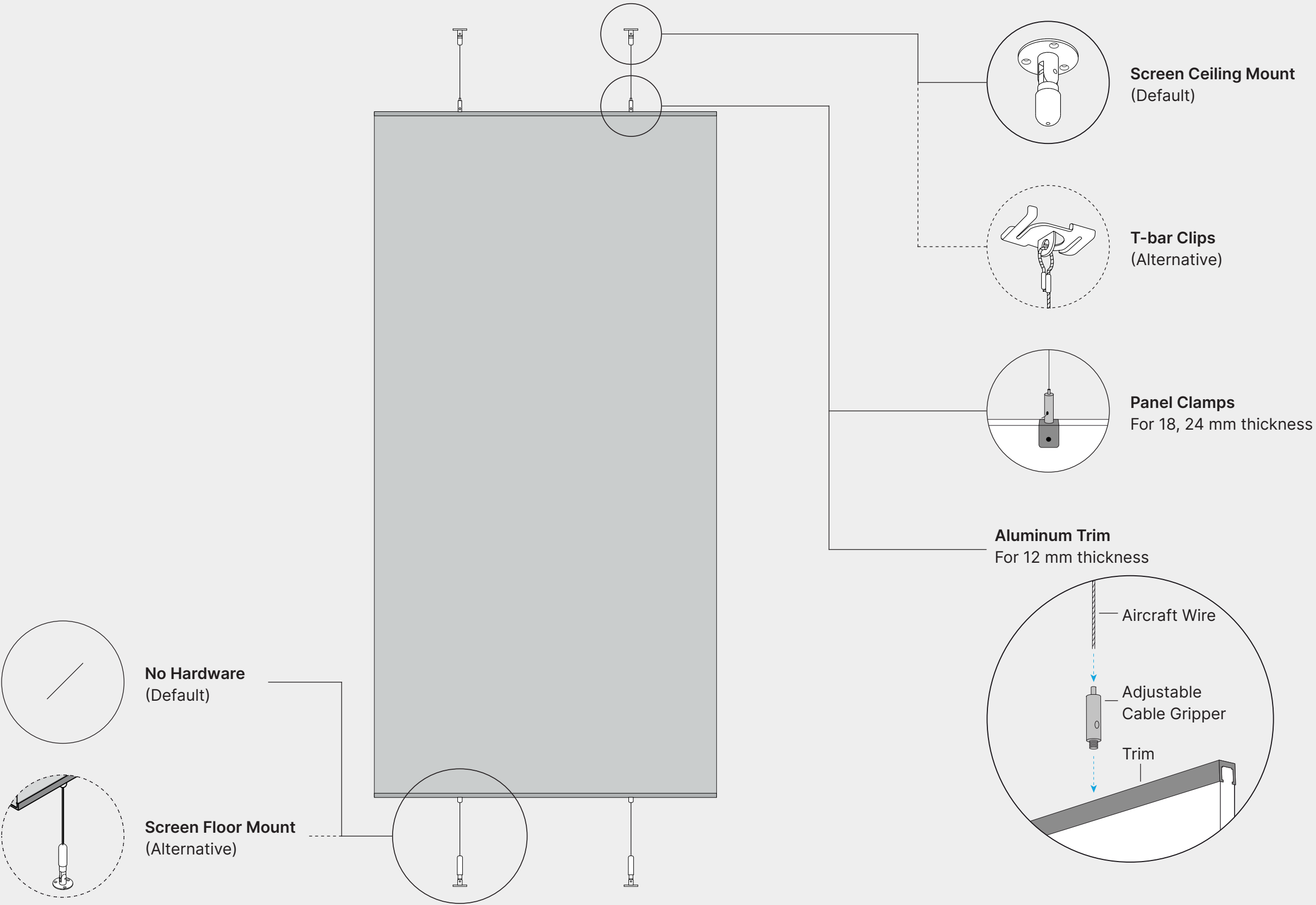
\* Available in 12 / 24 mm only.  
All other colours available in 9, 12, 18, and 24 mm.

DIAMOND			SCREENS			AKUSTUS.COM	
							
Pure White SP 07	Urban Grey SP 79	Pumice SP 11	Warm Grey SP 76	Cool Grey SP 36	Mid Grey SP 37	Graphite SP 03	Black SP 13
							
Ivory SP 77	Almond SP 91	Beige SP 04	Sandstone SP 12	Taupe Grey SP 90	Castlerock* SP 80	Yam SP 28	Tangerine* SP 92
							
Sunflower SP 05	Mustard* SP 87	Orange SP 46	Scarlet* SP 93	Blush Pink SP 81	Red SP 08	Plum SP 72	Purple SP 50
							
Pistachio* SP 95	Chartreuse SP 43	Olive* SP 88	Moss* SP 89	Desert Sage SP 78	Peacock SP 82	Ocean Green* SP 86	Forest Green SP 17
							
Aquamarine SP 07	Pale Teal SP 07	Lagoon* SP 07	Dark Turquoise SP 07	Azure* SP 07	Jordy Blue* SP 07	Sky Blue SP 07	Navy SP 07
							
Krypton SP 07	Deep Sea Blue* SP 07	Midnight Blue SP 07					

# Installation Option 01

## Aircraft Wire Suspension Kit


Each screen is suspended by its own set of aircraft wires.



# Installation Option 02


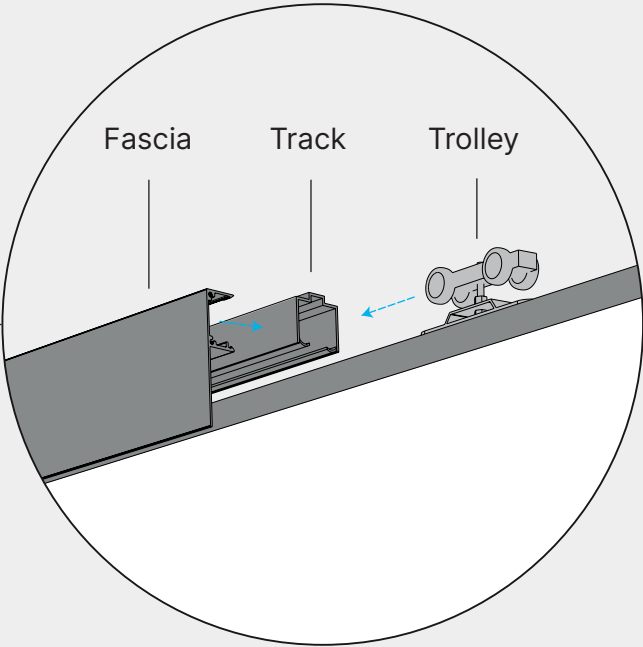
## Sliding Track Suspension Kit

Screens are suspended from tracks mounted to the ceiling.



**Installation Surface**

Tracks must be mounted to a flat, stable, and sturdy surface



**Top-Down View**

Tracks can be installed in multiple rows to layer the screens

# Product Specifications

## Diamond Screens

### Composition

100% polyester fibre

### Health & Safety

- Fire-rated
  - ASTM E84 Class A
  - CAN/ULC-S102.2-10 compliant
- Low VOCs
  - CDPH v1.2 compliant
- Mould & mildew resistant
  - ASTM C1338 compliant

### Colour & Texture Variations

The felting and dyeing process that forms the material contributes to its unique texture but also to variations in texture and colour from panel to panel. Products will be provided within an acceptable range of variation.

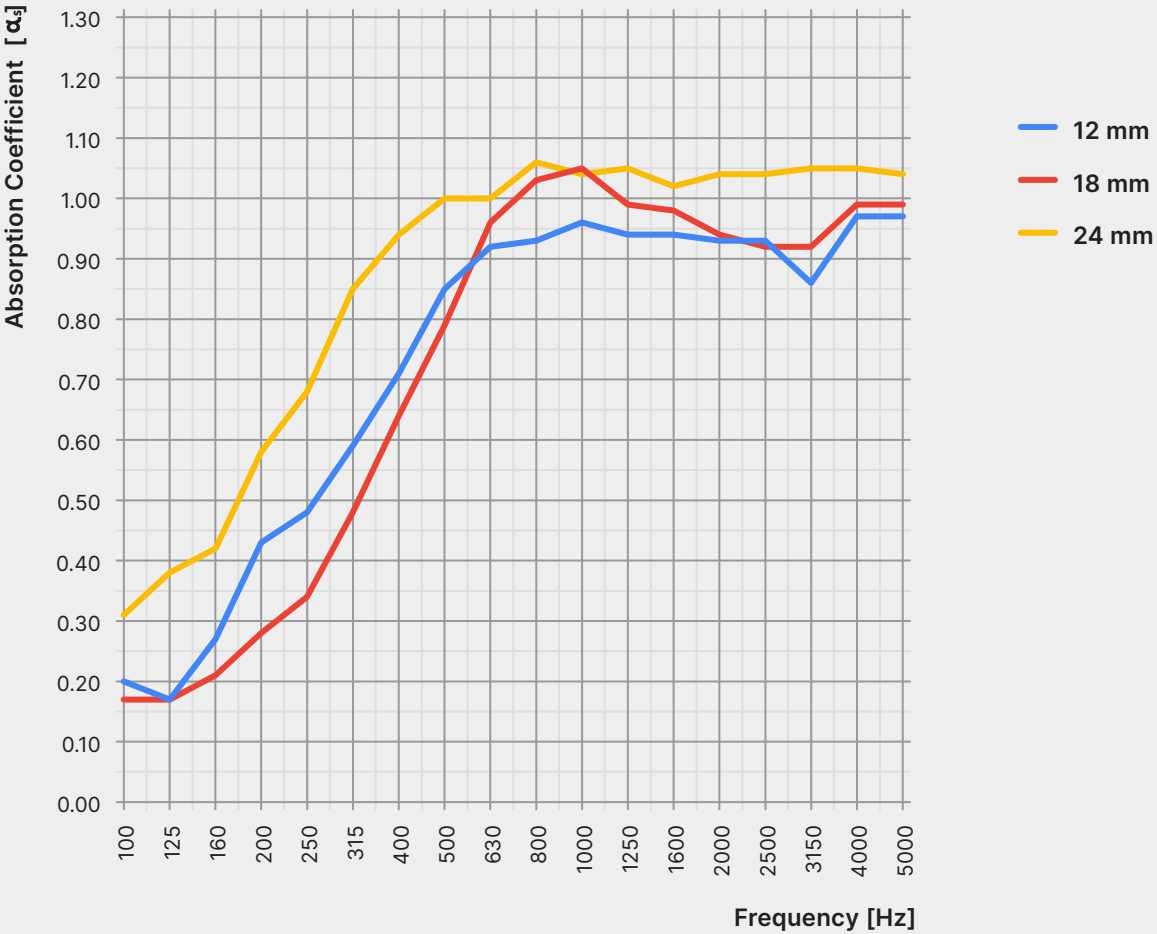
### Sustainability

- 100% recyclable
- Made with 60% post consumer recycled content
- Declare Red List free
- Contributes to LEED certification
- Environmental Product Declaration



# Sound Absorption Graph

The following values reflect the acoustic properties of the product as tested in accordance with ASTM C423-09a.



	200	250	315	400	500	630	800	1000	1250	1600	2000	2500	NRC	SAA
12 mm	0.43	0.48	0.59	0.71	0.85	0.92	0.93	0.96	0.94	0.94	0.93	0.93	0.80	0.80
18 mm	0.28	0.34	0.48	0.64	0.79	0.96	1.03	1.05	0.99	0.98	0.94	0.92	0.80	0.78
24 mm	0.58	0.68	0.85	0.94	1.00	1.00	1.06	1.04	1.05	1.02	1.04	1.04	0.95	0.94



# Product Care

## Handling & Storage

Handle products with care so as to avoid folding the polyester felt, chipping its edges, or indenting its faces. Store products in their original containers in a well-ventilated area until the intended application environment is ready for installation. Allow products to acclimatize to environmental conditions. Lay them flat on their faces; do not stand them on their edges. Protect from moisture, heat, direct sunlight, and the elements.

## Warranty

AKUSTUS warrants the construction and finish of all our products to be free from defects in material and workmanship for a period of 1 year from the date of purchase.



## Maintenance

Lightly brush or gently vacuum to remove dust from polyester felt. Clean with warm water and mild, non-toxic soap to remove spills. Test solution on an inconspicuous spot before applying to more visible areas. Blot with a dry cloth after applying the solution to avoid saturating the material. Avoid applying too much pressure when cleaning the products.



DIAMOND

SCREENS

AKUSTUS.COM