

# Stickwood Wall Panels







Like the trees and the woods it's inspired by, the Stickwood Wall Panel muffles sound and brings a sense of calm to a space. Mount a grove of them to the wall and transform a lounge or a worship space into a wooded sanctuary.

# How to Specify

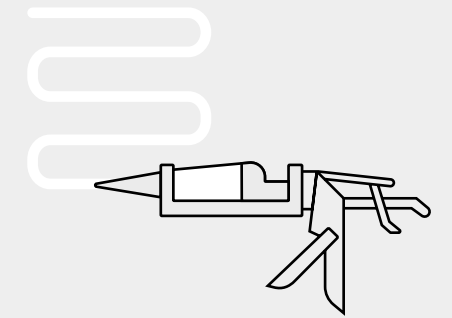
Step by step instructions  
on how to specify  
Stickwood Wall Panels.

**01**

**Choose thickness.**  
(pg 03)

**02**

**Choose colour.**  
(pg 04)

**03**

**Choose installation  
method.**  
(pg 05)

# Dimensions

---

## Standard Dimensions (mm)

1200 W x 2745 H

---

## Standard Thicknesses (mm)

12, 18, 24

---

## Edge Detail




Bevel Edge

---

## Customization

Width and Height can be customized to fit your space.



# Standard Colours


Choose from any one of our standard colours.




**Pure White**  
SP 07




**Urban Grey**  
SP 79




**Pumice**  
SP 11




**Warm Grey**  
SP 76




**Cool Grey**  
SP 36



**Mid Grey**  
SP 37



**Graphite**  
SP 03



**Black**  
SP 13




**Ivory**  
SP 77




**Beige**  
SP 04




**Sandstone**  
SP 12



**Taupe Grey\***  
SP 90




**Castlerock\***  
SP 80




**Krypton**  
SP 30




**Purple**  
SP 50




**Plum**  
SP 72




**Blush Pink**  
SP 81




**Red**  
SP 08




**Orange**  
SP 46




**Yam**  
SP 28




**Mustard\***  
SP 87




**Sunflower**  
SP 05




**Chartreuse**  
SP 43




**Aquamarine**  
SP 73




**Pale Teal**  
SP 74




**Lagoon\***  
SP 84



**Dark Turquoise**  
SP 71



**Azure\***  
SP 85



**Sky Blue**  
SP 25




**Navy**  
SP 01




**Deep Sea Blue\***  
SP 83




**Midnight Blue**  
SP 19




**Olive\***  
SP 88




**Moss\***  
SP 89



**Desert Sage**  
SP 78



**Peacock\***  
SP 82



**Ocean Green\***  
SP 86



**Forest Green**  
SP 17

STICKWOOD

WALL PANELS

AKUSTUS.COM

Don't see something you love? Ask us about creating your own custom colour.

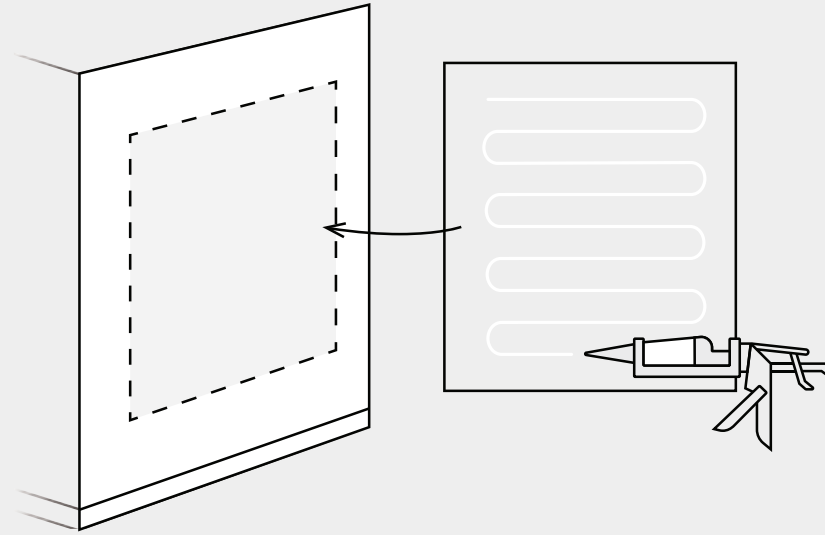
All colours available in 9, 12, 18, and 24 mm unless noted otherwise.

\* 12 mm / 24 mm only

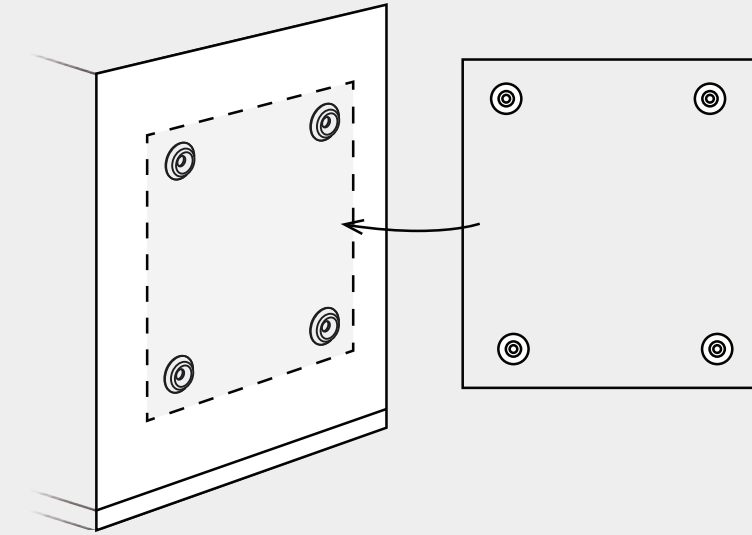
# Installation

This is an overview of the available installation methods. Check out our installation guide for more details.

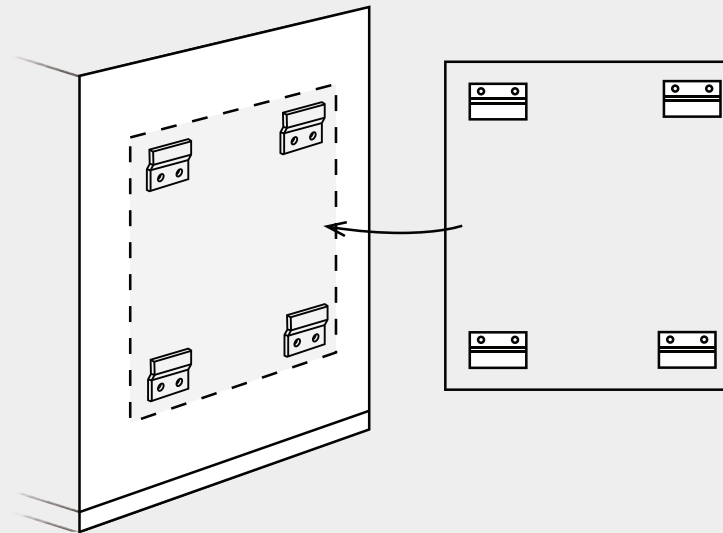
## Construction Adhesive



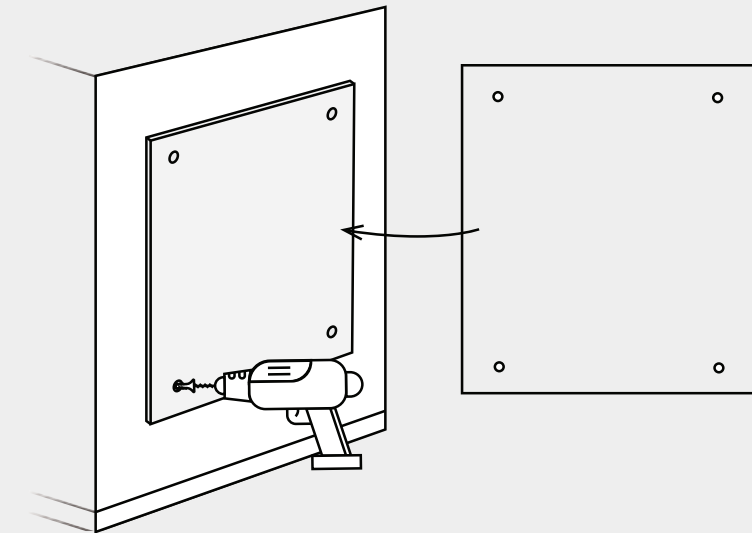
## Push Mount Clips



## Z-Clips



## Concealed Mechanical Fasteners



# Product Specifications

## Stickwood Wall Panels

### Composition

100% polyester fibre

### VOC Emissions

CDPH (CA 01350)

### Antimicrobial Testing

Mould & mildew resistant

### Fire Rating

- ASTM E84 Class A
- CAN/ULC-S102.2-10

### Sustainability

- 100% recyclable
- LBC Red List free
- Contributes to LEED certification
- Free of toxic substances and of off-gassing
- Made with ~60% recycled content from plastic water bottles

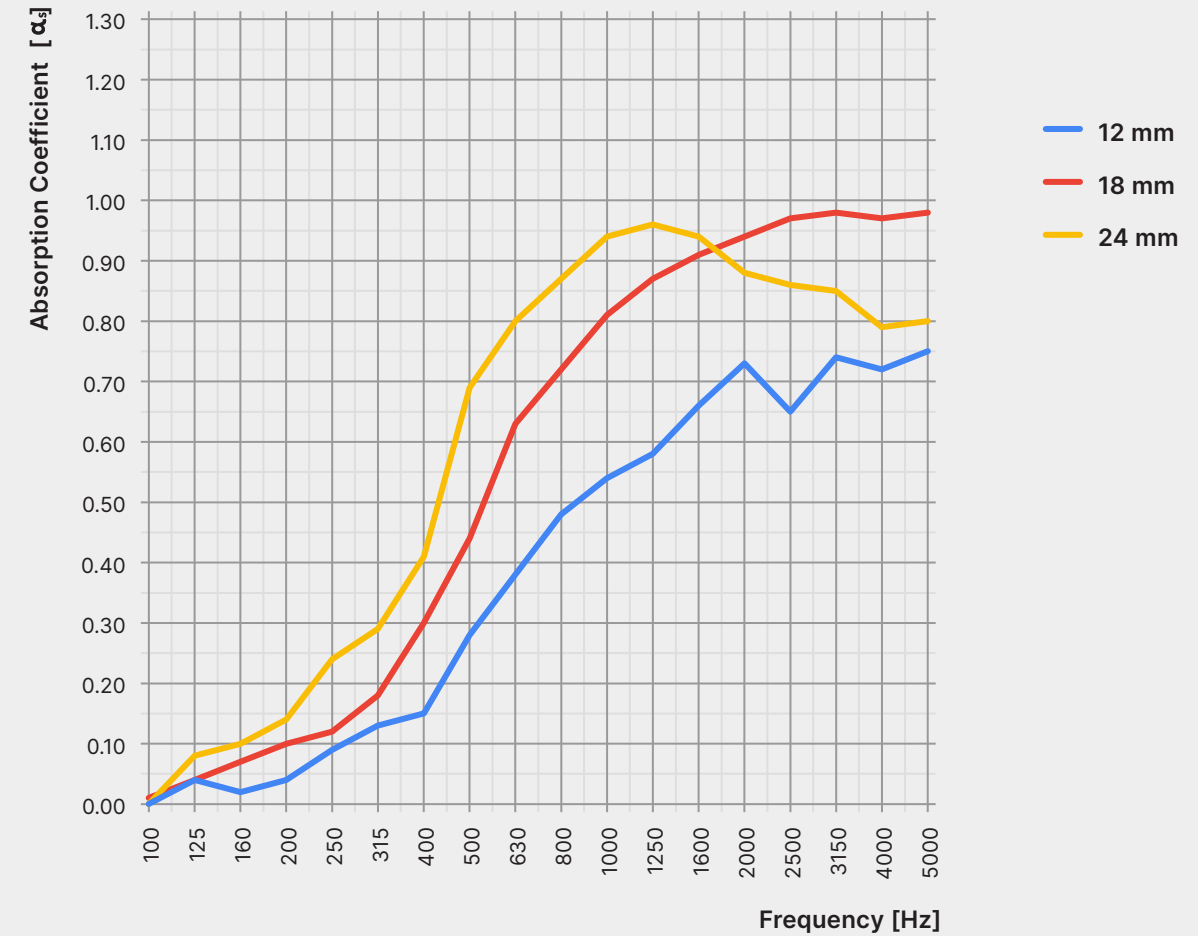
### Colour & Texture Variations

The felting and dyeing process that forms the material contributes to its unique texture but also to variations in texture and colour from panel to panel. Products will be provided within an acceptable range of variation.



# Sound Absorption Graph

The following values reflect the acoustic properties of the product as tested in accordance with ASTM C423-09a.



	200	250	315	400	500	630	800	1000	1250	1600	2000	2500	NRC	SAA
<b>12 mm</b>	0.04	0.09	0.13	0.15	0.28	0.38	0.48	0.54	0.58	0.66	0.73	0.65	0.40	0.39
<b>18 mm</b>	0.10	0.12	0.18	0.30	0.44	0.63	0.72	0.81	0.87	0.91	0.94	0.97	0.60	0.58
<b>24 mm</b>	0.14	0.24	0.29	0.41	0.69	0.80	0.87	0.94	0.96	0.94	0.88	0.86	0.70	0.67

# Product Care

---

## Handling & Storage

Handle products with care so as to avoid folding the polyester felt, chipping its edges, or indenting its faces. Store products in their original containers in a well-ventilated area until the intended application environment is ready for installation. Allow products to acclimatize to environmental conditions. Lay them flat on their faces; do not stand them on their edges. Protect from moisture, heat, direct sunlight, and the elements.

---

## Warranty

AKUSTUS warrants the construction and finish of all our products to be free from defects in material and workmanship for a period of 1 year from the date of purchase.

